



Oral Rinse Collection Instructions:


STEP 1: COLLECTION




SWISH & GARGLE
saline solution for **30 seconds**.



SPIT
into funneled collection tube.



POUR
blue cap preservative into funneled collection tube.

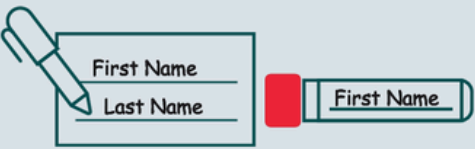


PLACE RED CAP

SEAL COLLECTION TUBE with red cap and discard funnel.


STEP 2: PRINT & LABEL

PRINT "First Name" and "Last Name" on **PATIENT LABEL**. Affix lengthwise onto collection tube.
NOTE: DO NOT COVER BARCODE



STEP 3: ORDER

CREATE ONLINE ORDER by logging in to oraldna.com and selecting "Create Test Order(s)."



STEP 4: PACK & SHIP

PACK BOX with bagged collection tube; remove adhesive liner; close and seal box; **SHIP**.

For shipping information and more visit: oraldna.com/kits


1 Remove This Sheet 2 Fill Out Label & Let Ink Dry 3 Apply Yellow Label to Tube

This Label MUST Be On Collection Tube

First Name

Last Name

Peel Here



PL 659 v1.0

Recommended Wait Times

Wait times are for bacterial tests. No wait for genetic, viral, or fungal tests.

No wait	Food, drink, probing, or antibiotics for chronic medical conditions.
30 minutes	Over the counter oral care products.
24 hours	Prescription strength antimicrobial or antibiotic rinses.
2 weeks	Dental procedures that disrupt biofilm.
4 weeks	Application of local antibiotics.
6 weeks	Systemic antibiotics for acute conditions.